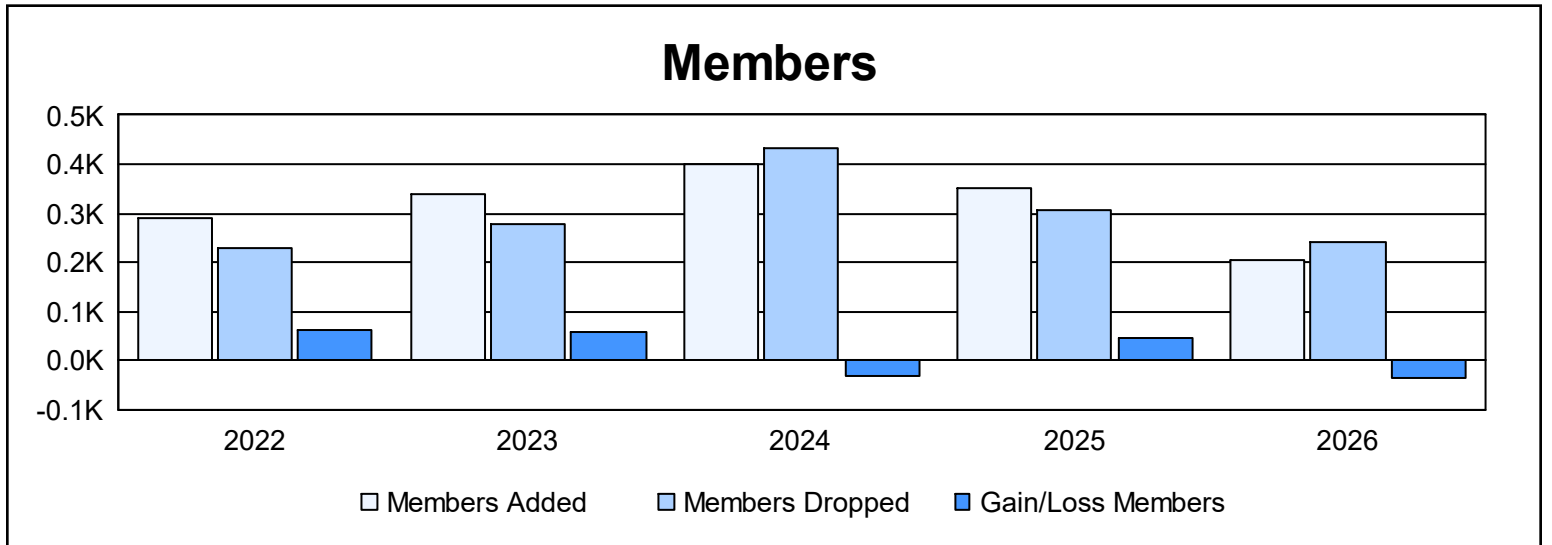
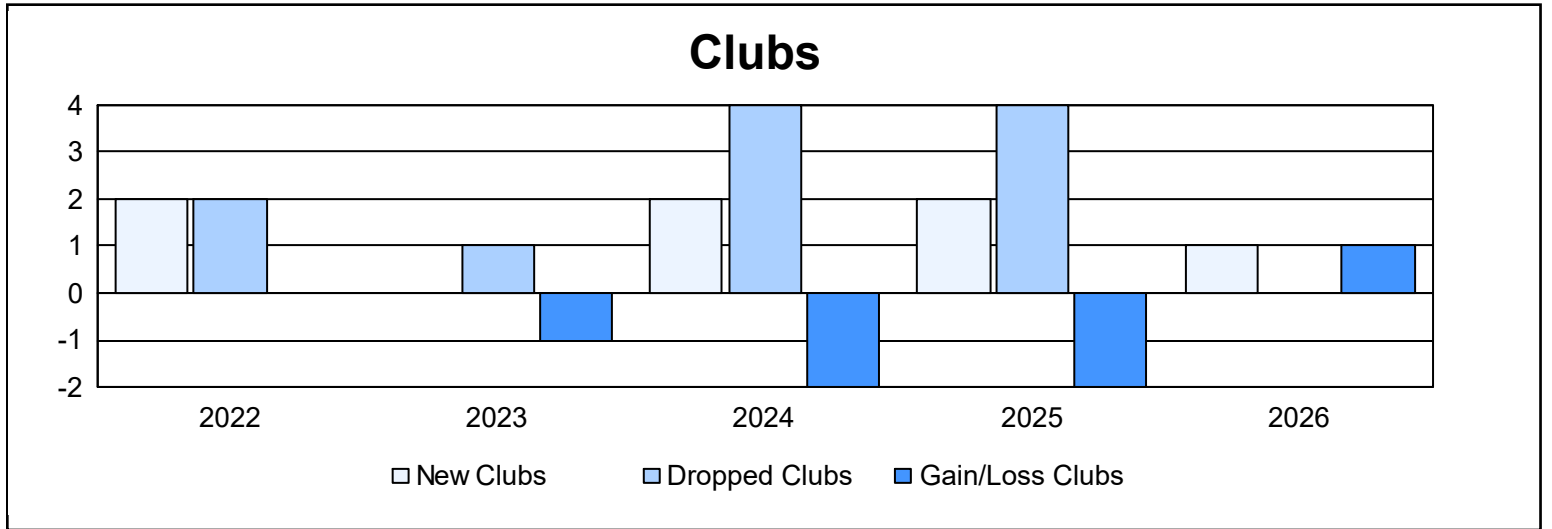
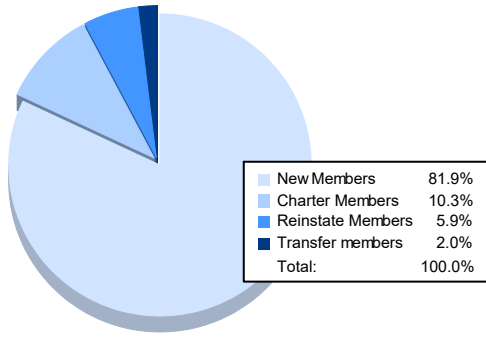


Year	New Clubs	Dropped Clubs	Gain/ Loss Clubs	New Members	Charter Members	Reinstate Members	Transfer Members	Total Member Added	Total Members Dropped	Gain/ Loss Members
2021-2022	2	2	0	222	38	29	1	290	229	61
2022-2023	0	1	-1	264	3	57	14	338	279	59
2023-2024	2	4	-2	250	99	21	32	402	434	-32
2024-2025	2	4	-2	243	81	19	9	352	308	44
2025-2026	1	0	1	167	21	12	4	204	241	-37
<b>Average</b>	<b>1</b>	<b>2</b>	<b>-1</b>	<b>229</b>	<b>48</b>	<b>28</b>	<b>12</b>	<b>317</b>	<b>298</b>	<b>19</b>



### Membership Composition April 2026 Cumulative



### Gender Composition April 2026 Cumulative

